

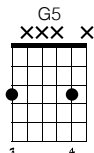
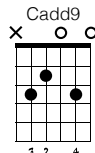
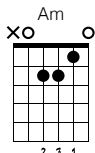
KUKUSHKA "CUCKOO BIRD" (KINO V TSOI)

<https://www.youtube.com/watch?v=B1Nx3SU2izA>

www.joemoreg.com

♩ = 100

INSTRUMENTAL I



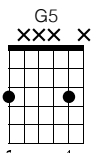
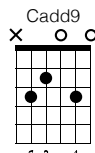
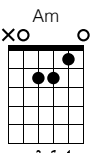
LET RING

MELODIES

1 P i m a a m ^a P i m a m a ^a P i m a a m i m P i m a i m i m

2 (0) (2) (2) 1 0 1 2 0 1 3 0 3 3 3 (0) (0) 1 0 (0) (0) (0) (0) (0) (0) 1 0 2 0

mp 1 1 3 4 4 3 mf

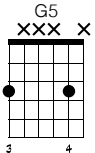
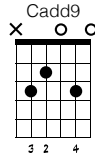
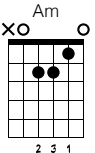


LET RING

5 P i m a a m ^a P i m a m a ^a P i m a a m i m P i m a

2 (0) (2) (2) 1 0 1 6 0 1 3 0 3 7 3 (0) (0) 1 0 (0) (0) (0) (0) (0) (0) 1 0 1 3

mp 1 1 3 4 4 3 mf

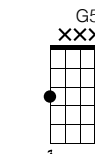
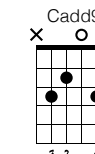
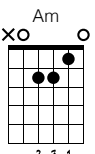


LET RING

9 P i m a a m ^a P i m a m a ^a P i m a a m i m P i m a i m i m

2 (0) (2) (2) 1 0 1 10 0 1 3 0 3 11 3 (0) (0) 1 0 (0) (0) (0) (0) (0) (0) 1 0 2 0

mp 1 1 3 4 4 3 mf



LET RING

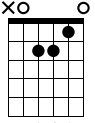
13 P i m a a m ^a P i m a m a ^a P i m a a m i m P i m i m i

2 (0) (2) (2) 1 0 1 14 0 1 3 0 3 15 3 (0) (0) 1 0 (0) (0) (0) (0) (0) (0) 3 0 5

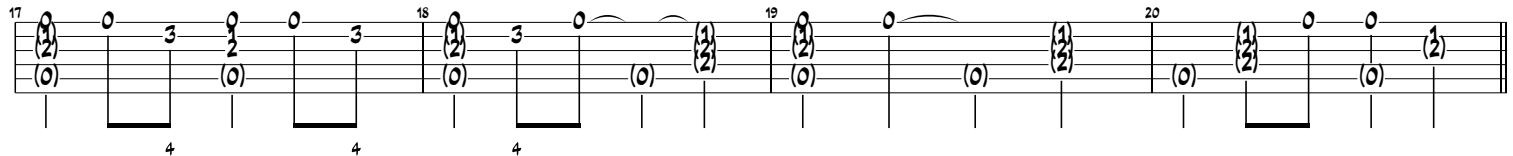
mp 1 1 3 4 4 3 mf

VERSE 1

Am



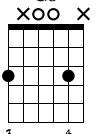
2 3 1



17 18 19 20

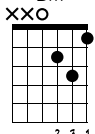
4 4 4

G5



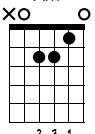
3 4

Dm

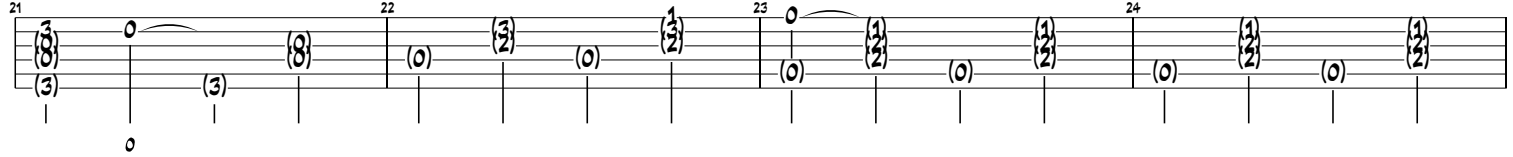


2 3 1

Am



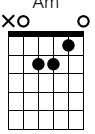
2 3 1



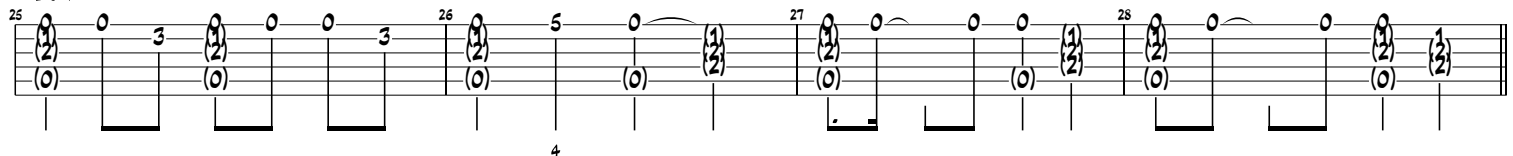
21 22 23 24

0

Am



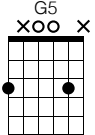
2 3 1



25 26 27 28

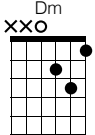
4

G5



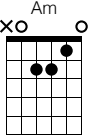
3 4

Dm




2 3 1

Am



2 3 1

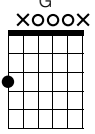


29 30 31 32

1

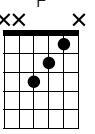
CHORUS 1

G



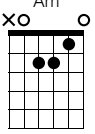
3 4

F

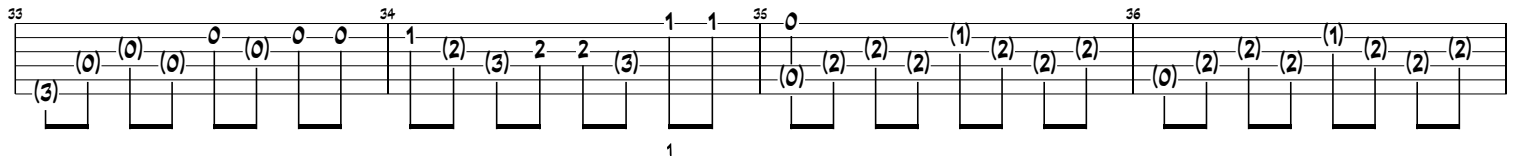


3 2 1

Am

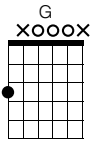
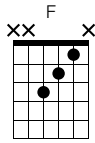
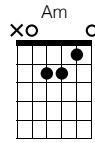


2 3 1



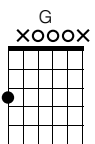
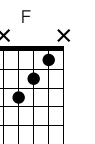
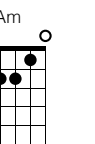
33 34 35 36

1

G  F  Am 

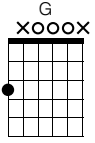
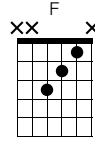
I remove one note from the melody to help the flow of the arrangement (*)

37 (0) (0) 0 0 (0) 0 (0) 2 (3) 2 (3) 2 2 3 1 39 2 (2) (2) (2) (1) (2) (2) (2) 40 (0) (2) (2) (2) (1) (2) (2)

G  F  Am 

41 (0) (0) 0 0 (0) 0 42 1 (2) (3) (2) 2 (3) 1 43 0 (2) (2) (2) (1) (2) (2) (2) 44 (0) (2) (2) (2) (1) (2) (2)

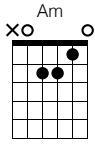
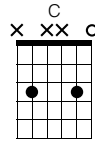
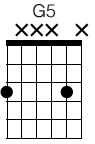
LINK 1

G  F 

45 (0) (0) (0) (0) (0) (0) 46 (3) (2) (2) (3) (1) (2) 1 47 (first bar of the next section = Instrumental)

FINGER-STYLE ARRANGEMENT NOTES

"Adding a simple bass line"

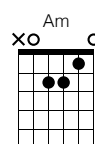
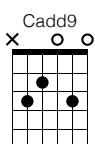
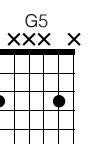
Am  C  G5 

LET RING

48 p i m a m 49 p m a m 50 m i m 51 p i m i m

mp 3 1 1 3 4 4 3 mf 3 1 0 2 0

"Melody + Arpeggiated Chords"

Am  Cadd9  G5 

LET RING

52 p i m a a m 53 p i m a m a 54 p i m a a m i m 55 p i m a i m i m

mp 3 1 1 3 4 4 3 mf 3 1 0 2 0