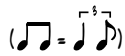
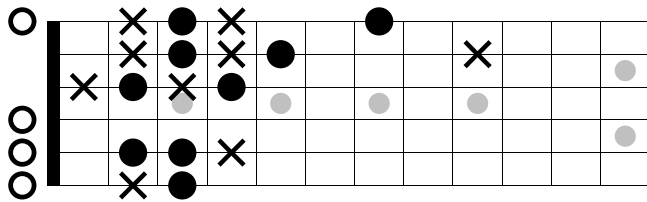


♩ = 112



A

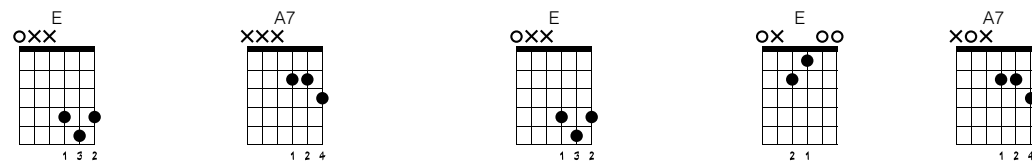
Notas que aparecen en la pieza (las X son # ó b)



Musical notation for measures 1-6. Treble clef, 4/4 time. Includes a dynamic marking *mf*. Fingering numbers are shown above the notes. Bass clef shows chord diagrams with green numbers indicating fingerings.

Musical notation for measures 7-12. Includes a key signature change to two sharps (F# and C#) at measure 9. Fingering numbers are shown above the notes. Bass clef shows chord diagrams with green numbers indicating fingerings.

B

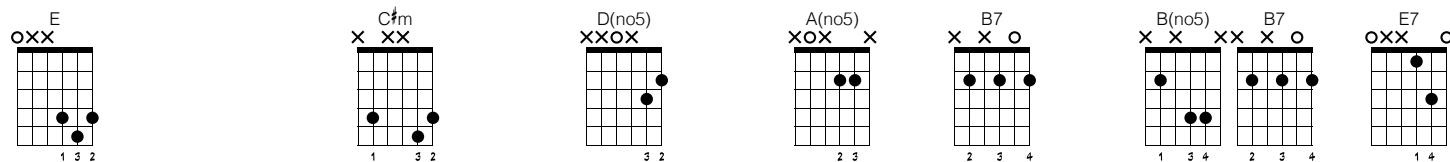


Musical notation for measures 13-18. Includes a key signature change to one sharp (F#) at measure 15. Fingering numbers are shown above the notes. Bass clef shows chord diagrams with green numbers indicating fingerings.

1. 2.

Con el dedo 1 en el traste 1 de la 4ª sería un B7

No hace falta pisar las cuerdas 5 y 4.



Musical notation for measures 19-26. Fingering numbers are shown above the notes. Bass clef shows chord diagrams with green numbers indicating fingerings.

# Solfeo Organizado por Cuerdas

Sexta Cuerda  
mi (e)

fa (f)

fa# (f#)

sol (g)

27

0 (1) 2 3

Escribir aquí todas las notas que salgan en la cuerda 5.  
Si no te dá tiempo, continuaremos aquí en la próxima clase.

28

Lo mismo para la 4ª

29

3ª

30

2ª

31

1ª

32