

♩ = 85

Page 1

Measures 1-4 of the first system. Each measure has a guitar diagram above it. Measure 1: Diagram shows strings 1-3 with 'x' and strings 4-5 with '1 1'. Fingering: 1 5 5 5. Measure 2: Diagram shows strings 1-3 with 'x' and strings 4-5 with '1 2'. Fingering: 2 5 5 5. Measure 3: Diagram shows strings 1-3 with 'x' and strings 4-5 with '1 4'. Fingering: 3 5 5 5. Measure 4: Diagram shows strings 1-3 with 'x' and strings 4-5 with '1 4'. Fingering: 4 5 5 5. Dynamics: *mf*. A quarter rest is indicated at the end of measure 4.

Measures 5-8 of the first system. Measure 5: Diagram shows strings 1-3 with 'x' and strings 4-5 with '1 1'. Fingering: 5 5 5 5. Measure 6: Diagram shows strings 1-3 with 'x' and strings 4-5 with '1 2'. Fingering: 6 5 5 5. Measure 7: Diagram shows strings 1-3 with 'x' and strings 4-5 with '1 3'. Fingering: 7 5 5 5. Measure 8: Diagram shows strings 1-3 with 'x' and strings 4-5 with '1 1'. Fingering: 8 5 5 5. A quarter rest is indicated at the end of measure 8.

Measures 9-12 of the first system. Measure 9: Diagram shows strings 1-3 with 'x' and strings 4-5 with '2 3'. Fingering: 9 2 2 2. Measure 10: Diagram shows strings 1-3 with 'x' and strings 4-5 with '1 2'. Fingering: 10 5 5 5. Measure 11: Diagram shows strings 1-3 with 'x' and strings 4-5 with '3 4'. Fingering: 11 7 7 7. Measure 12: Diagram shows strings 1-3 with 'x' and strings 4-5 with '1 1'. Fingering: 12 7 7 7. A quarter rest is indicated at the end of measure 12.

Measures 13-16 of the first system. Measure 13: Diagram shows strings 1-3 with 'x' and strings 4-5 with '2 3'. Fingering: 13 2 2 2. Measure 14: Diagram shows strings 1-3 with 'x' and strings 4-5 with '1 2'. Fingering: 14 5 5 5. Measure 15: Diagram shows strings 1-3 with 'x' and strings 4-5 with '3 4'. Fingering: 15 7 7 7. Measure 16: Diagram shows strings 1-3 with 'x' and strings 4-5 with '1 1'. Fingering: 16 7 7 7. A quarter rest is indicated at the end of measure 16.

Page 2

Measures 17-20 of the second system. Measure 17: Diagram shows strings 1-3 with 'x' and strings 4-5 with '1 3 1'. Fingering: 17 5 5 5. Measure 18: Diagram shows strings 1-3 with 'x' and strings 4-5 with '1 2'. Fingering: 18 0 1 0 2 7. Measure 19: Diagram shows strings 1-3 with 'x' and strings 4-5 with '1 3'. Fingering: 19 0 5 7 5 7 5. Measure 20: Diagram shows strings 1-3 with 'x' and strings 4-5 with '1 1'. Fingering: 20 0 1 0 2. A quarter rest is indicated at the end of measure 20.

Measure 21: Chord diagrams for G major (XX) and D major (OXO OX). Fingering: 2 1 3, 21.

Measure 22: Chord diagram for D major (OXO OX). Fingering: 3, 22.

Measure 23: Chord diagram for G major (XX) and D major (OXO OX). Fingering: 3 1 1, 23.

Measure 24: Chord diagram for G major (XX) and D major (OXO OX). Fingering: 5, 24.

Musical notation: Treble clef, 2/4 time. Notes: 21: G4, A4, B4, G4. 22: D4, G4, B4, G4. 23: G4, A4, B4, G4. 24: G4, A4, B4, G4.

Measure 25: Chord diagrams for D7 (XO X) and A7 (XO XO XX X). Fingering: 2 3 1, 5 1 2, 3 4 1, 25.

Measure 26: Chord diagrams for A7 (XO XO XX X) and A7 (XX). Fingering: 5 1 2, 3 4 1, 10 2 3 1 4, 26.

Measure 27: Chord diagram for A7 (XX). Fingering: 10 2 3 1 4, 27.

Measure 28: Chord diagram for A7 (XX). Fingering: 10 2 3 1 4, 28.

Musical notation: Treble clef, 2/4 time. Notes: 25: D4, G4, B4, G4. 26: D4, G4, B4, G4. 27: D4, G4, B4, G4. 28: D4, G4, B4, G4.

Measure 29: Chord diagrams for G major (XX), D major (OO), and A7 (XXX). Fingering: 5 1 2 3 4, 5 1 2 3 1, 5 1 4 4, 29.

Measure 30: Chord diagrams for G major (XX) and D major (OO). Fingering: 5 1 2 3 4, 5 1 2 3 1, 30.

Measure 31: Chord diagram for G major (XX). Fingering: 5 1 2 3 4, 31.

Measure 32: Chord diagram for G major (XX). Fingering: 5 1 2 3 4, 32.

Musical notation: Treble clef, 2/4 time. Notes: 29: G4, A4, B4, G4. 30: D4, G4, B4, G4. 31: D4, G4, B4, G4. 32: D4, G4, B4, G4.

Measure 33: Chord diagram for G major (XX). Fingering: 5 1 2 3 4, 33.

Measure 34: Chord diagram for G major (XX). Fingering: 5 1 2 3 4, 34.

Measure 35: Chord diagram for G major (XX). Fingering: 5 1 2 3 4, 35.

Measure 36: Chord diagram for G major (XX). Fingering: 5 1 2 3 4, 36.

Musical notation: Treble clef, 2/4 time. Notes: 33: G4, A4, B4, G4. 34: D4, G4, B4, G4. 35: D4, G4, B4, G4. 36: D4, G4, B4, G4.

Page 3

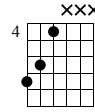
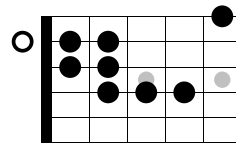
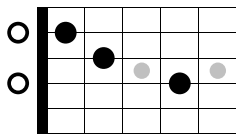
Measure 37: Chord diagrams for G major (XX) and D major (OXO OX). Fingering: 2 1 3, 37.

Measure 38: Chord diagram for D major (OXO OX). Fingering: 3, 38.

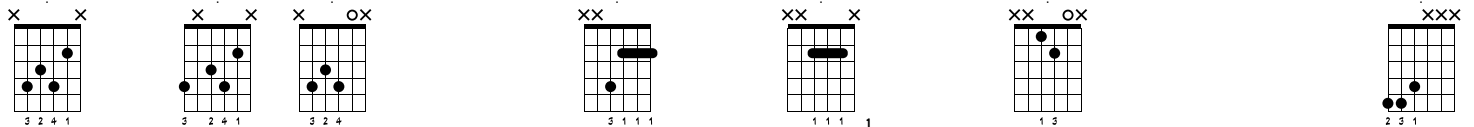
Measure 39: Chord diagrams for G major (XX) and D major (OXO OX). Fingering: 3 1 1, 39.

Measure 40: Chord diagram for G major (XX) and D major (OXO OX). Fingering: 5, 40.

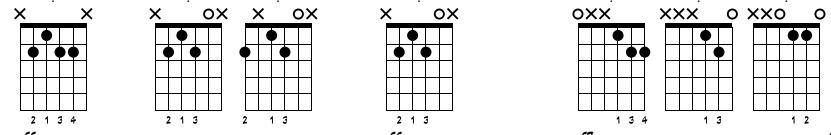
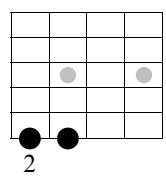
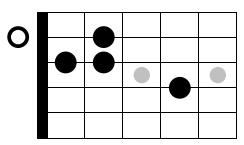
Musical notation: Treble clef, 2/4 time. Notes: 37: G4, A4, B4, G4. 38: D4, G4, B4, G4. 39: G4, A4, B4, G4. 40: G4, A4, B4, G4.



Musical notation for measures 41-46. Measure 41: 2/4, 1 2 3 4 5 4 3 2 1. Measure 42: 2/4, 1 2 3 4 5 4 3 2 1. Measure 43: 2/4, 0 2 0 1 0 2 4. Measure 44: 2/4, 2 4. Measure 45: 2/4, 2 3 4 1 4 2 4. Measure 46: 2/4, 1 2 5 1 0 2.



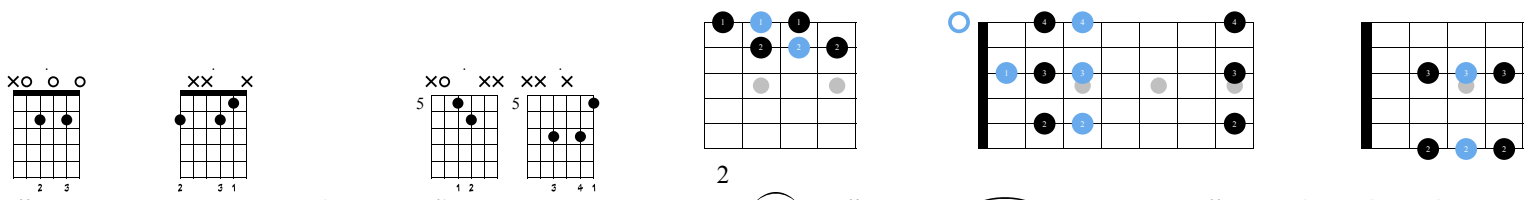
Musical notation for measures 47-52. Measure 47: 2/4, 4 4 4 4 4 4 4 4. Measure 48: 2/4, 4 3 2 0 2. Measure 49: 2/4, 2 3. Measure 50: 2/4, 1 1 1 1. Measure 51: 2/4, 1 0 1 0. Measure 52: 2/4, 2 4 1 3.



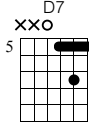
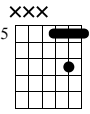
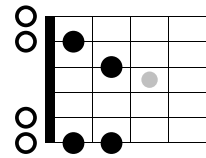
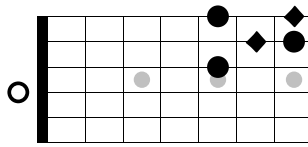
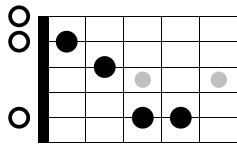
Musical notation for measures 53-58. Measure 53: 2/4, 1 2 0. Measure 54: 2/4, 0 2 0 2 4. Measure 55: 2/4, 2 2 2 2 2 2 2 2. Measure 56: 2/4, 2 2 2 2 2 2 2 2. Measure 57: 2/4, 2 2 2 2 2 2 2 2. Measure 58: 2/4, 0 2 4.



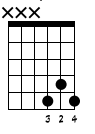
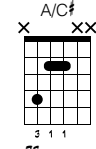
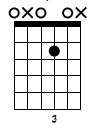
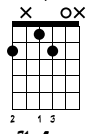
Musical notation for measures 59-62. Measure 59: 4/4, 0 10 9 11 10 11. Measure 60: 4/4, 0 11 5 6 5 0. Measure 61: 4/4, 0 6 5 7 5 0. Measure 62: 4/4, 0 2 x 0 2.



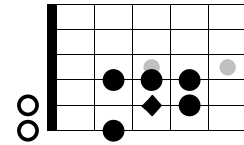
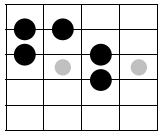
Musical notation for measures 63-66. Measure 63: 4/4, 1 2 0 1 0 2 0 5 6 5 0. Measure 64: 4/4, 0 7 5 0 3 4. Measure 65: 4/4, 7 3 2 0 2 0. Measure 66: 4/4, 0 2 3 4.



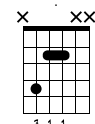
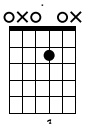
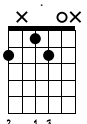
Musical notation for measures 67-70. Measure 67: 0, 5, 7, 5. Measure 68: 0, 1, 0, 2, 4. Measure 69: 0, 6, 5, 7, 5, 5. Measure 70: 0, 1, 0, 2.



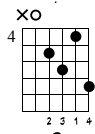
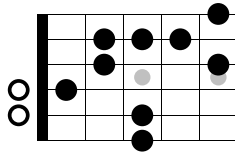
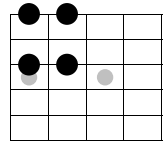
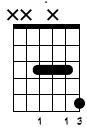
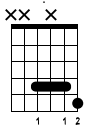
Musical notation for measures 71-74. Measure 71: 2, 1, 3. Measure 72: 3. Measure 73: 3, 1, 1. Measure 74: 5, 5.



2



Musical notation for measures 75-79. Measure 75: 2, 1, 3. Measure 76: 3. Measure 77: 3, 1, 1. Measure 78: 0, 2, 0. Measure 79: 3, 4, 2, 3, 4. Tempo:  $\text{♩} = 85$  *ALL*.



Musical notation for measures 80-84. Measure 80: 5, 5, 6, 7, 8, 7. Measure 81: 4, 3, 5, 2, 2, 0. Measure 82: 3, 0, 3, 0. Measure 83: 3, 0. Measure 84: 7, 6, 5, 4, 3, 2, 1, 0. Tempo:  $\text{♩} = 43$ .