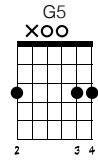
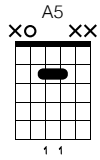
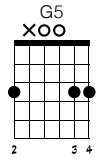
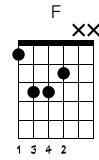
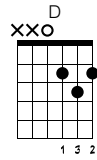
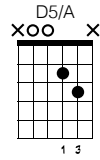


BRIDGE I

You could play the Riff like we did on the Verse, playing the chord changes

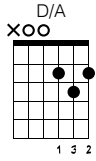
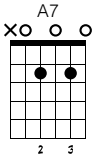


Musical notation for measures 20-23. Measure 20 has a P.M. marking. Measure 21 has P.M. markings. Measure 22 has a P.M. marking and a 'V' marking above the staff. Measure 23 has a P.M. marking.

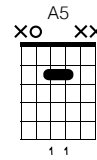
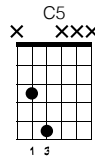
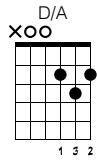
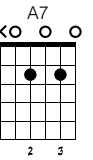


Musical notation for measures 24-27. Measure 24 has a P.M. marking. Measure 25 has a P.M. marking. Measure 26 has a P.M. marking. Measure 27 has a P.M. marking.

CHORUS I



Musical notation for measures 28-31. Measure 28 has a P.M. marking. Measure 29 has a P.M. marking. Measure 30 has a P.M. marking. Measure 31 has a P.M. marking. Includes triplets and a 1/4 note.



Musical notation for measures 30-31. Measure 30 has a P.M. marking. Measure 31 has a P.M. marking. Ends with 'Go to: > ...'.